



The PFAS Primer

Preparing for Successful PFAS Sampling, Analysis, and Treatment Selection.



We know a lot more today about per- and polyfluoroalkyl substances (PFAS) than we did when these compounds first became recognized as contaminants of emerging concern in the early 2000s. Scientific research and advancements in technology have helped industry gain a better understanding of the potential contamination sources, human health risks, biological impacts, characterization methods, and treatment alternatives. As regulatory guidance of PFAS continues to evolve, there is a growing sense of uncertainty and urgency in both industry and the regulatory community.

We're helping clients sharpen their understanding of the current science and regulatory landscape while taking proactive steps towards future compliance in the form of data collection, modeling, and treatment to address these potential risks. The enclosed guide is intended to serve as an educational tool for industry stakeholders and decision makers who may have a current or future PFAS concern.

The PFAS Primer

Preparing for Successful PFAS Sampling, Analysis, and Treatment Selection

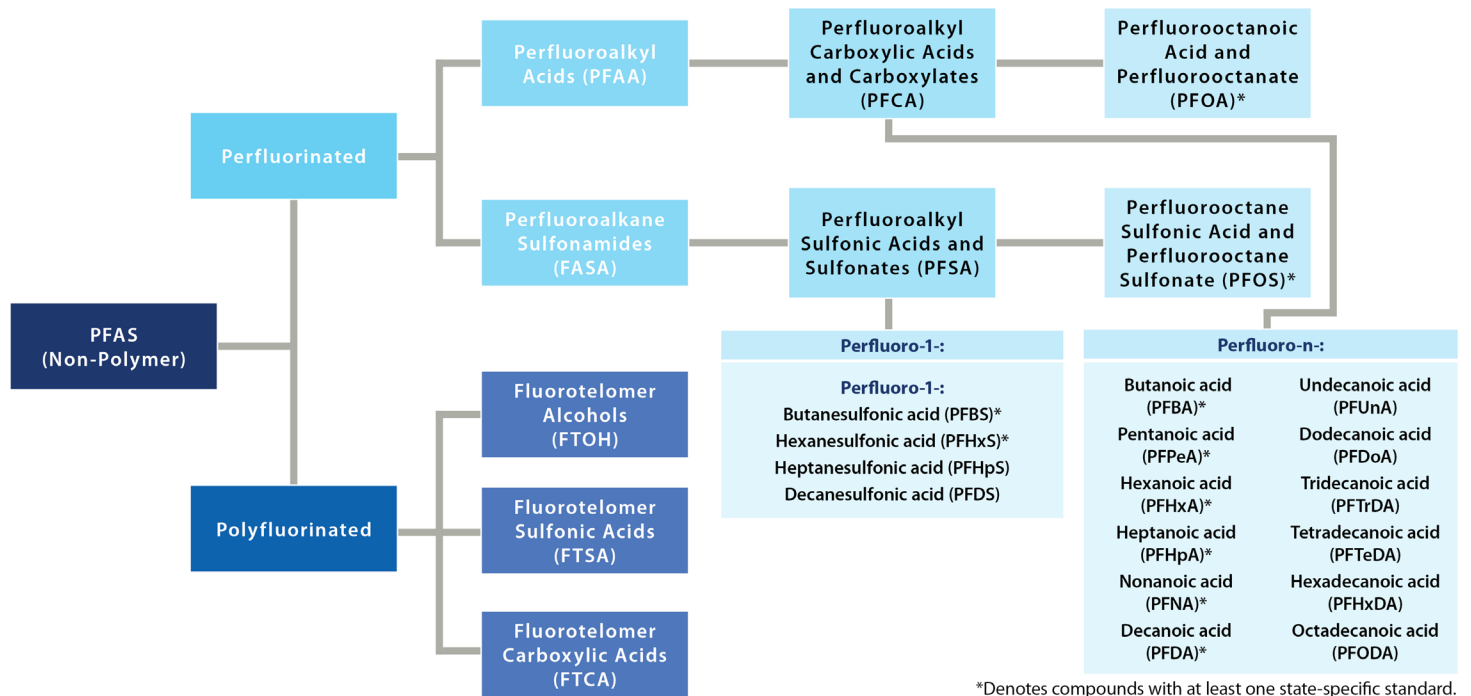
What is PFAS?

PFAS is a family of more than 3,000 manmade fluorinated organic chemicals that have been produced since the mid-1900s. They are mobile, persistent, and, in some cases, bioaccumulative. PFAS are resistant to degradation in the environment, and when degradation occurs, it often results in the formation of other PFAS compounds.

What are the different PFAS compounds?

The PFAS family is comprised of thousands of compounds with markedly different physical and chemical properties. PFAS can be divided into a number of subgroups. The chart below illustrates the major PFAS classifications recognized by the scientific community. Currently, the key classes of concern are perfluoroalkyl carboxylic acids (PFCAs) such as PFOA, and perfluoroalkyl sulfonic acids (PFSAs) such as PFOS. Other PFAS may transform in the environment through biological or geochemical processes to PFCAs and PFSAs.

Figure 1. PFAS Family Tree



*Denotes compounds with at least one state-specific standard.

PFAS vs. PFCs

Industry stakeholders have used the acronyms "PFAS" and "PFCs" interchangeably at times. While there are many similarities between the two chemical groups, this practice is incorrect. The acronym "PFCs" typically refers to perfluorinated compounds, a chemical class that does not include polyfluorinated substances which have been found to be important contaminants at many PFAS sites. This is an important distinction as the effects of PFCs on human health and the environment have been found to be substantially different.

Where is PFAS found?

PFAS are manufactured globally and have been used in the production of a wide range of industrial and household products. Production of PFAS chemicals in the United States has been largely phased out over the last 20 years as health concerns have grown. Primary potential sources of PFAS releases are typically associated with a number of industries in the manufacturing sector as well as facilities that have historically stored and used Class B fluorine-containing firefighting foams, regularly referred to as Aqueous Film-Forming Foams (AFFF). Several waste streams, such as landfills and wastewater treatment plants, are considered potential secondary sources for PFAS release in the environment. The list of potential sources is expected to grow as more research is conducted and increased environmental sampling for PFAS occurs.

Figure 2. Potential PFAS Sources

MANUFACTURING

- Aerospace
- Automotive
- Chemical
- Electronics
- Metal Coatings & Plating
- Textiles

FIREFIGHTING

- Airports and Aviation Facilities
- Military Bases and Training Centers
- Petroleum Refineries and Terminals
- Petrochemical Production Facilities

NON-INDUSTRIAL

- Waste Disposal Facilities
- Wastewater Treatment Plant Operations
- Biosolids Application for Agriculture

How does PFAS affect me?

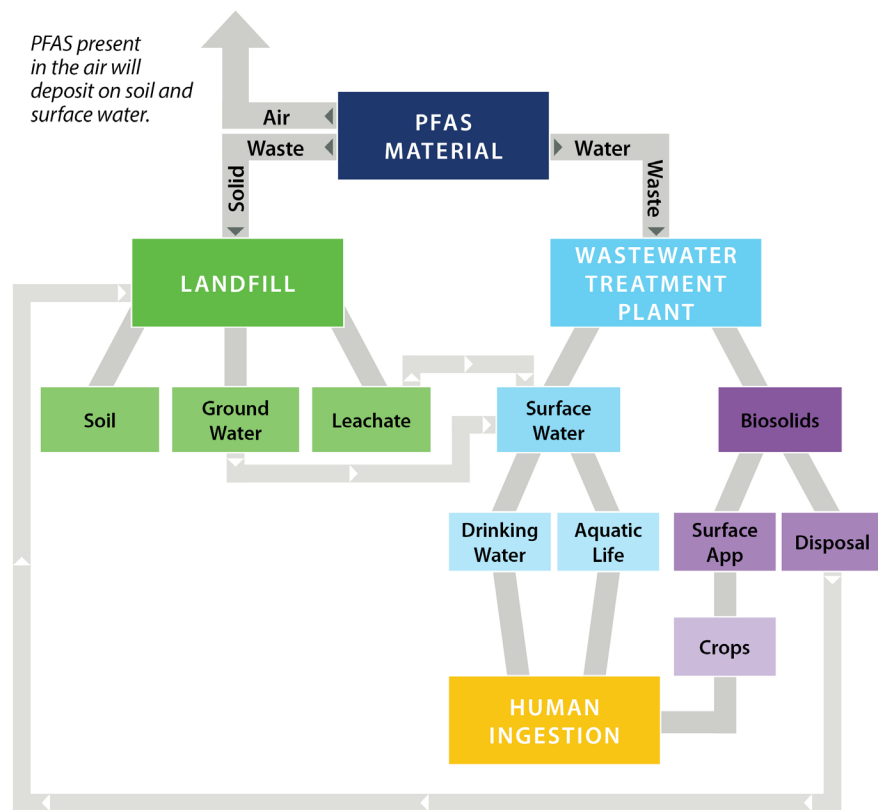
Industry:

You may have a PFAS concern if your facility used a PFAS-containing feedstock, produced PFAS materials, stored or transferred PFAS chemicals, handled or recycled containers that were used to store PFAS-containing materials, disposed of PFAS-containing waste or residuals, or used AFFF. PFAS can be introduced to the environment from spills, air emissions, and discharge of waters such as on-site wastewater treatment facilities.

Consumers:

As consumers, we have likely all been exposed to PFAS. While consumer sources such as water- and grease-repelling materials (e.g., rain coats, carpets, fast food wrappers, and pizza boxes) are often highlighted, exposure can occur through other means. Drinking water supply systems have been identified as PFAS exposure sources due to lack of appropriate treatment units and/or the recognition of the presence of PFAS. Wastewater treatment plants not designed to remove PFAS usually discharge to surface water. Biosolids from wastewater treatment plants are commonly land applied for agricultural use, which results in another potential exposure pathway.

Figure 3. Typical Life Cycle of PFAS in the Environment

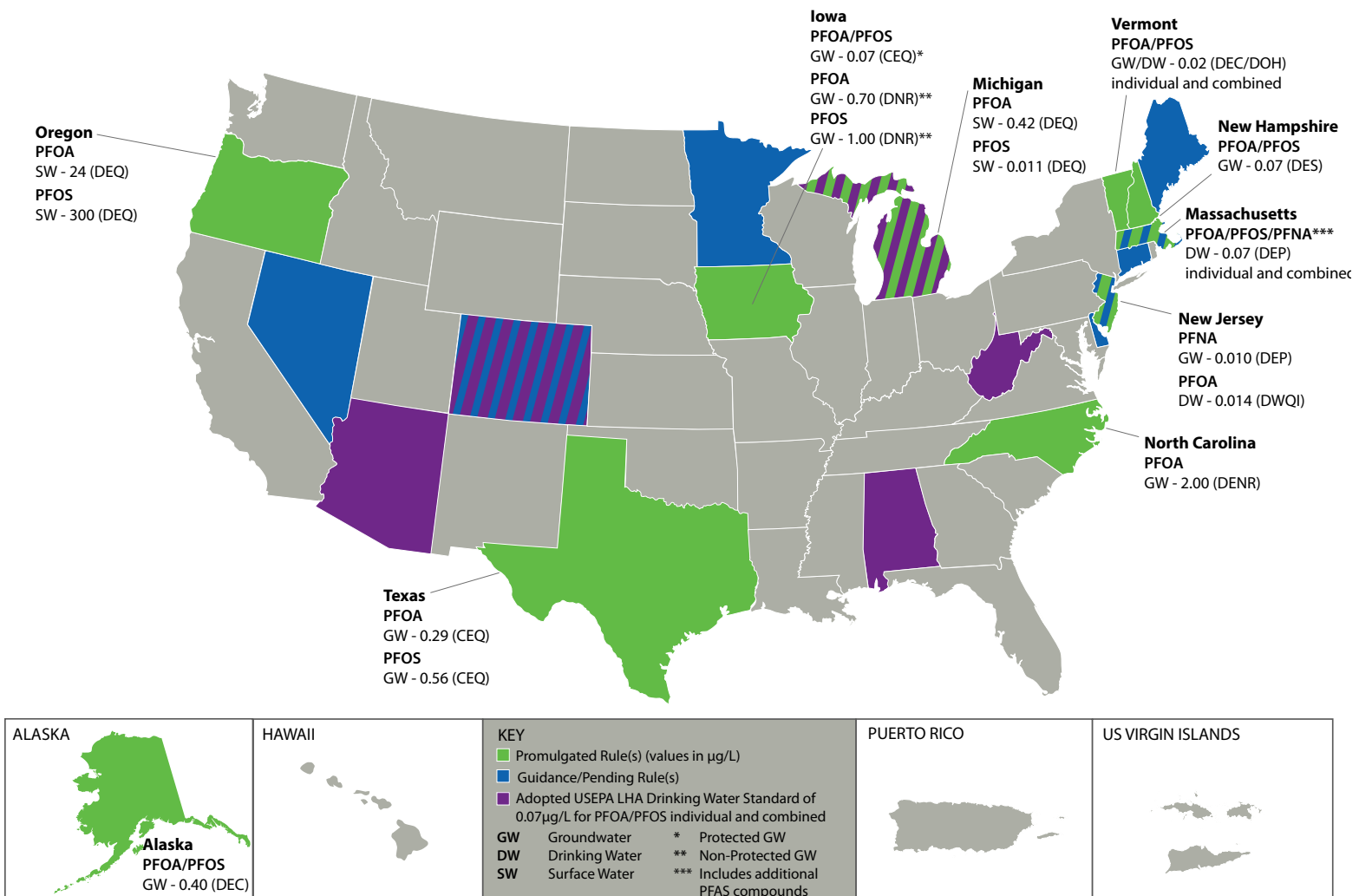


Regulatory Status

The regulatory landscape surrounding PFAS continues to take shape at both the federal and state levels. Final regulations have not yet been promulgated for PFAS at the federal level. The United States Environmental Protection Agency (EPA) recently developed a Drinking Water Lifetime Health Advisory (LHA) of 70 parts per trillion for PFOA and PFOS (individual and combined), replacing previously-published provisional values. Several states including Minnesota, Maine, and New Jersey, have published screening values or interim criteria for one or more PFAS including PFOS, PFOA, perfluorobutanesulfonic acid (PFBS), perfluorobutanoic acid (PFBA), and perfluorononanoic acid (PFNA). The graphic below highlights the current standing of state-level regulation for PFOA and PFOS as of January 11, 2018.

Figure 4. Regulatory Status of PFOA/PFOS/PFNA in the United States

Updated June 12, 2018. GES will periodically update the map as new information becomes available.



Sampling Approach/Considerations

Due to the presence of PFAS in equipment typically used to collect soil, groundwater, surface water, sediment, and drinking water samples as well as the need for very low reporting limits, special precautions must be taken when collecting samples for PFAS analysis to avoid sample contamination. The sampling process itself remains similar to sampling techniques for other contaminants; however, equipment modifications and use of alternative materials can add costs to your sampling program. Provided below is an abbreviated list of sampling guidelines that we have developed for our staff, clients, and subcontractors.

- Always sample for PFAS first, before collecting samples for any other parameters.
- Store PFAS sample bottle(s) in a separately-sealed plastic bag, away from other sample parameter bottles.
- Use high density polyethylene (HDPE) or silicon tubing materials rather than Teflon™ and other fluoropolymer-containing materials.
- Do not use passive diffusion bag samplers constructed of LDPE or Teflon™ materials (bag material is commonly LDPE).
- Use HDPE or polypropylene containers and caps rather than traditional LDPE bottles; pack with regular ice.
- Sampling personnel should avoid wearing personal protective equipment (PPE) with commonly-found PFAS materials, such as boots with Gore-Tex®, Tyvek material, and other water- or stain-resistant materials.
- When sampling, avoid the use of waterproof/treated paper or field books, plastic clipboards, water-resistant markers, and other adhesive paper products.
- Sampling team members should avoid the application of personal care products (cosmetics, sunscreen, insect repellent, etc.) and contact with pre-packaged food wrappers/containers.
- Consider the presence of other analytes. For example, while Liquinox® is an acceptable cleaning agent for PFAS sampling equipment, it is not acceptable for 1,4-Dioxane sampling.

Why GES?

GES has more than 30 years of hands-on experience developing and implementing sampling programs for the detection of emerging contaminants in air, soil, sediment, surface water, and groundwater. For the past 10 years, we have mobilized field crews at a high-profile site in support of a client investigation that includes routine sampling and reporting for more than a dozen PFAS compounds. We have successfully applied our unique project experience and approach to a number of PFAS sampling engagements across the country. GES has the equipment, resources, and trained personnel in place to mobilize crews for the safe and timely collection of field samples to ensure quality laboratory analysis, accurate regulatory reporting, and cost-effective plans for PFAS treatment and site remediation.

GEARING UP FOR PFAS SAMPLING



HDPE/Polypropylene Containers + Caps



Store PFAS Samples in a separate Ziploc®



Approved Gloves/PPE



Cotton Shirts Preferred



Loose Paper



Proper Cleaning Agents



Bottled Drinks/ Packaged Food



Personal Care Products

Treatment Alternatives

Treatment and remediation of PFAS is challenging. There is limited understanding of most treatment alternatives with only a few technologies being demonstrated commercially to date. Granular activated carbon (GAC) has been most commonly applied during initial response actions and full-scale water treatment applications. The use of ion exchange resins is becoming better understood and has shown greater effectiveness compared to GAC in some studies. For treatment of impacted soil media, excavation for disposal at a solid waste landfill or incineration has been the primary remediation alternative.

GAC (water) and excavation (soil) have been commercially demonstrated. Other technologies are between evolving development and field testing stages of maturity. The table below provides considerations for the various technologies and a relative cost evaluation.

	TECHNOLOGY	IMPLEMENTATION COST (\$-\$\$\$\$)	CONSIDERATIONS/NOTES
WATER REMEDIATION & TREATMENT	Sorption	\$\$-\$\$\$	Commercially Demonstrated. Granular activated carbon (GAC) has been the most commonly applied technology for point of entry treatment (POET) systems and larger scale treatment systems; coal-based GAC has generally performed better than coconut shell GACs; smaller chain PFAS (≤ 5 carbons) have demonstrated quicker breakthrough than longer chain PFAS (≥ 6 carbons). Anionic exchange resins (AIX) are gaining interest and have performed well in bench studies using single-use and regenerable AIX resins; on-site regeneration of resins is possible, but wastes from regeneration cycles require treatment and/or disposal
	Membrane Filtration	\$-\$\$	Reverse osmosis (RO) and nanofiltration have shown promise; cleaning cycles and rejected water (RO only) with more concentrated PFAS concentrations require treatment and/or disposal
	Precipitation	\$\$	Traditional water treatment using coagulation and flocculation has shown promise; may be applied prior to other treatment methods (e.g., GAC or AIX resins)
	Thermal Destruction	\$\$\$\$	In-situ technologies may be effective; energy-intensive ex-situ possibly applicable for concentrated wastes (e.g., RO rejectant water)
	Redox Manipulation	\$\$	Possible in- and ex-situ with techniques such as electrochemical and sonochemical; oxidation methods have shown limited effectiveness and may transform PFCAs and PFSAs to other PFAAs; research ongoing
	Bioremediation	\$-\$\$	Research ongoing
SOIL / SEDIMENT REMEDIATION & TREATMENT	Removal (excavation and disposal)	\$\$\$	Commercially Demonstrated. Includes incineration (1470 ° - 2010 ° F) and landfill disposal
	Thermal Destruction	\$\$\$\$	Ex-situ and in-situ technologies may be effective; off-gases are a consideration
	Sorption and Stabilization	\$\$-\$\$\$	In-situ sorption by activated carbon (granular [GAC] or powdered [PAC]); stabilization methods not commercially demonstrated
	Capping	\$-\$\$	Covering of impacted materials to isolate them and keep them in place; possibly applicable to soil, sediment, and other solid waste



Richard K. Evans, PE
Sr. Vice President, Technical
Functions

About the Author

Rich Evans is a Senior Vice President with overall responsibility for the firm's technical practices in the areas of engineering, construction, hydrogeology, and drafting. He leads GES' internal PFAS task force focused on developing internal best practices and transferring knowledge and lessons learned from GES' PFAS experience across the country. Rich is an active member of the Interstate Technology & Regulatory Council (ITRC) PFAS team, contributing to the development of the Remediation fact sheet published in 2017.

About GES

GES is a US-based company serving global clients with an engaged workforce and leadership team committed to excellence.

We focus on delivering right-sized, practical solutions centered around your objectives — whether those are to invest in new infrastructure, unlock operational efficiencies, or maintain compliance. By combining specific industry experience with technical know-how and regulatory expertise, we help our clients think outside the box, delivering value-based solutions. This approach carries through all of our services, from strategic consulting to safe and efficient project execution.

We face the future with the strength of our past, an innovative perspective, and a shared mission to provide responsive, effective, and superior quality services to our clients and a safe workplace that fosters professional development for our employees.

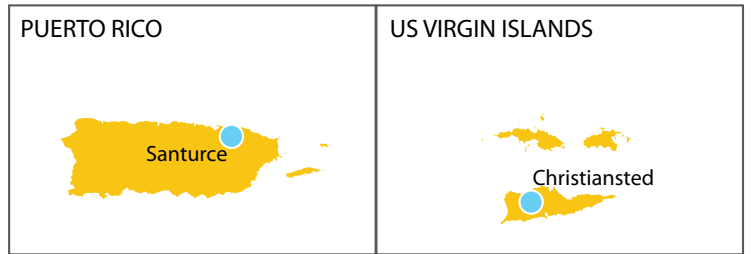
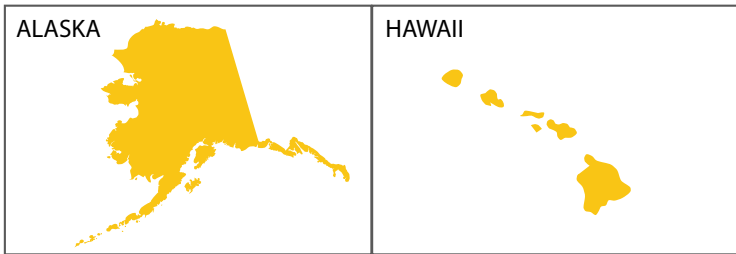
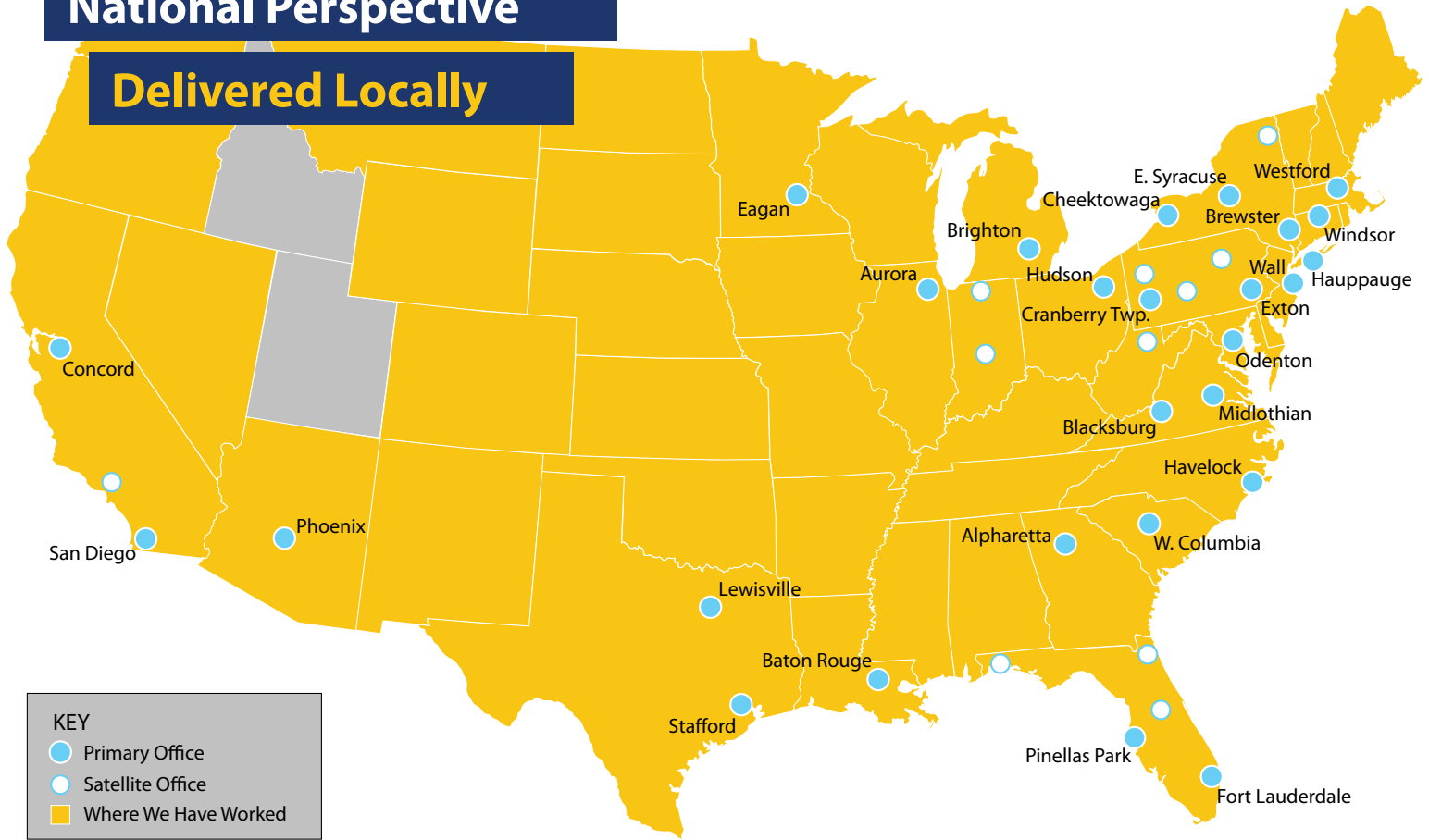
That's GES.

Areas of Expertise

- Environmental Due Diligence
- Remedial Design and Construction
- Technical Field Solutions
- Environmental Planning and Permitting
- Strategic Consulting
- Ecological Services
- Water Resources Management
- Data Management, Mapping and Visualization

National Perspective

Delivered Locally



Contact Us

Richard K. Evans, PE
Senior Vice President,
Technical Functions

O. 800.426.9871 ext. 3014
M. 484.645.2845
E. revans@GESonline.com